

GRIP-IT T

Anti-Slip Treatment for Ceramic & Porcelain Tiles



DESCRIPTION: **GRIP-IT T™** is a permanent treatment to create a slip resistant micro-texture. It is NOT a sealer or a coating. It will not peel or wear off. Makes slippery, wet surfaces safer e.g. bathrooms, swimming pool areas, balconies, living areas, main entrance etc.

USE: For glazed and unglazed ceramic, porcelain and tessellated tiles in domestic, commercial, indoor and outdoor areas. For homes, hotels, motels, resorts, schools, child and aged care facilities, supermarkets, restaurants, bars etc

TEST FIRST: Always test first in an inconspicuous area to determine ease of application, dwell time, colour stability and desired results. End user must determine suitability of product for their own use.

PRECAUTIONS:

1. Read entire label, SDS and technical bulletin before using;
2. Use when surface temperature is between 4°C & 32°C;
3. Do NOT pour in metal containers & remove all jewellery first;
4. Do NOT allow product to come in contact with any acid sensitive, polished or non-recommended surfaces;
5. Do NOT mix with ammoniated cleaners or any other chemicals;
6. May affect dark grouts, grout colorants & polished surfaces;
7. Depending on how much anti-slip micro-texture is created, some dark coloured tiles can lighten in colour & polished porcelain will start to lose it's polished finish going from polished to satin to matt.

SAFETY DIRECTIONS: CORROSIVE

1. Wear protective gloves, eye & skin protection when using.
2. Remove all metal jewellery before using - corrosive to metals;
3. Do NOT breathe fumes, mist, vapours or spray or kneel in product;
4. TOXIC - Do NOT eat, drink or smoke when using this product ;
5. Avoid all contact with skin and eyes. Do not kneel in product;
6. May cause blindness and burns.
7. Burns might not be immediately painful or visible.
8. Obtain calcium gluconate gel to neutralise if on skin.

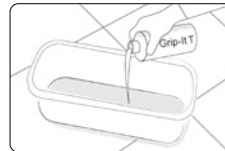
SURFACE PREPARATION:

Use **XTREMECLEAN** as per label to ensure a clean, dry surface before starting.

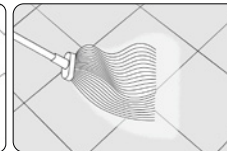
HOW TO USE:

1. Sweep, vacuum or wipe for a clean, dry surface;
2. Pour **GRIP-IT T** into a PLASTIC paint tray, bucket or container;
3. Carefully apply **GRIP-IT T** evenly to surface with a suitable sponge, brush, natural bristle broom or mop - do NOT spray;
4. DO NOT POUR DIRECTLY FROM BOTTLE TO THE SURFACE;
5. Allow to dwell for about 5 minutes at a time -"dwell period";
6. DO NOT ALLOW PRODUCT TO DRY ON THE SURFACE - ADD MORE PRODUCT AS REQUIRED TO KEEP IT WET;
7. After each 5 minute "dwell period", test the amount of slip resistance created by using your shoe or a gloved hand in a scuffing/rubbing motion in the standing solution on the floor;
8. When desired level of slip resistance has been created, rinse off thoroughly with clean water;
9. Repeat the process as necessary.

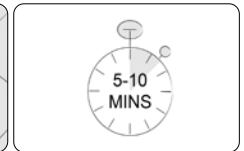
HOW TO USE QUICK GUIDE:



Pour product into a suitable container



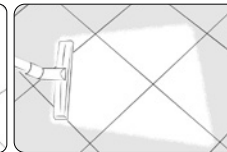
Apply product evenly to a clean, dry surface



Allow to dwell for approx 5 minutes



After the dwell time, use a shoe to test anti-slip



Remove solution by wet vac then rinse thoroughly



Surface is now treated and slip resistant

LIMITATIONS: Slip resistance will be affected if treated surface is not cleaned and maintained regularly;

MAINTENANCE:

After successfully treating the surface, use these products to ensure the slip resistance is properly maintained.

- **EZYCLEAN** for routine, everyday cleaning;
- **XTREMECLEAN** for periodic heavy duty cleaning;

NOTE: To reduce soiling and staining plus ease the ongoing maintenance, seal treated surface with **AQUA-SEAL GOLD+**.

HANDLING, STORAGE & CLEAN UP:

Close container tightly after each use and keep upright; Store locked up in original container in a well ventilated cool area and protect from sunlight; Do not re-use container. Rinse and discard in rubbish; Wash tools, gloves and shoes with water before they dry; WASH UNDERSIDE OF SHOES BEFORE STEPPING ONTO OTHER AREAS.

FIRST AID: immediately contact Poisons Information Centre (Aust 131 126, NZ 0800 764766) or a doctor. Ingestion: Do NOT induce vomiting. Immediately rinse mouth with water. Eyes: Immediately flush eyes with clean, running water for at least 15 minutes. Skin & Hair: Remove contaminated clothing. Immediately flush contaminated skin & hair under running water for 15 minutes then apply calcium gluconate gel. Inhalation: Remove victim from exposure, to fresh air. Seek medical advice. General: If irritation persists or feeling unwell, seek medical attention.

SIZES:

- 1 litre
- 4 litre

MADE IN AUSTRALIA

PRODUCT WARRANTY - AQUA SEAL STS "The Manufacturer" warrants to the original purchaser of its products that such products are free from manufacturing defect and does not warrant or guarantee the workmanship performed by any person or firm installing its products. The manufacturer's obligation under this warranty is limited solely to the original purchaser and solely shall be limited to the replacement of the product sold or refund. This warranty will not extend to any product which has been modified in any way or which has not been used in accordance with the printed instructions. The manufacturer makes no other warranties either expressed or implied. The end user must determine the suitability of the product for their intended use. ALWAYS READ ENTIRE LABEL, SDS & TECHNICAL BULLETIN BEFORE USE & TEST FIRST.

